



Village of Springville
6/1/2026-5/31/2027
Adopted Budget

Board of Trustees

Timothy P. Michaels, Mayor

Russ Belscher, Deputy Mayor

Lindsay Buncy, Trustee

Mary Padasak, Trustee

Jessica Schuster, Trustee

Duane Boberg, Superintendent of Public Works

Jennifer Haberl, Clerk/Treasurer



Village of Springville
2026-2027
Adopted Budget



Summary by Fund

Village of Springville Adopted Budget for Fiscal Year 2026-2027

Adopted by the Village Board on 3/2/2026

	General Fund	Water Fund	Sewer Fund	Electric Fund
Appropriations (Expenditures)	\$ 4,345,459	\$ 1,194,402	\$ 1,773,609	\$ 5,321,892
Estimated Revenue (other than Real Property Taxes)	\$ 1,806,476	\$ 1,194,402	\$ 1,773,609	\$ 5,321,892
Reserve Fund Revenues	\$ -	\$ -	\$ -	\$ -
Appropriated Fund Balance	\$ 245,000	\$ -	\$ -	\$ -
Total Funding Sources	\$ 2,051,476	\$ 1,194,402	\$ 1,773,609	\$ 5,321,892

Balance of Appropriations				
To be raised by Real Property Tax Levy	\$ 2,293,983			
NYS Tax Cap for 2026-2027 (2%) Tax Cap Override Passed on 1/5/2026	\$ 2,285,665		\$ 8,318	amt over (under) tax cap
Taxable Property Assessed Valuation Equalization Rate 2026-2027 Taxable Status Date Valuation Date	107,741,875 26% 3/1/2025 7/1/2024		\$ 107,230,575	2025-2026 assess val
			\$ 511,300.00	Increase (Loss) in assessment

2026-2027 Village Tax Levy \$ 2,293,983

2026-2027 Tax Rate per \$1000 21.29147

20.6016 2025-2026 Tax Rate

3.24% Tax rate increase

2026-2027 Levy Percentage Increase 3.70%

\$2,209,121 2025-2026 Levy

State Aid Received GF (estimated)	
AIM - State Revenue Sharing	\$ 35,518
CHIPS	\$ 170,862
Mortgage Tax	\$ 45,000
Other General State Aid	\$ -
Total State Aid Received General Fund	\$ 251,380

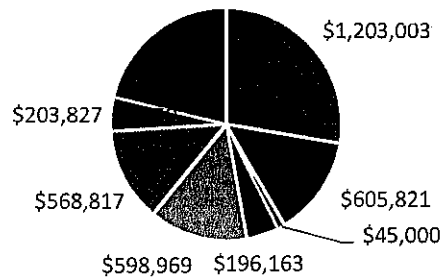
**ADOPTED BUDGET
VILLAGE OF SPRINGVILLE
2026-2027**



Village of Springville

2026-2027 Adopted Budget

26-27 Appropriations



- Public Safety, \$1,203,003, 28%
- Government Support, \$605,821, 14%
- Interfund Transfer, \$45,000, 1%
- Debt Service, \$196,163, 5 %
- Employee Benefits, \$598,969, 14%
- Community Service, \$568,817, 13%
- Culture & Recreation, \$203,827, 5%
- Transportation, \$923,859, 21%

General Fund Appropriations

	ACTUAL 2022-2023	ACTUAL 2023-2024	ACTUAL 2024-2025	BUDGET 2025-2026	REQUESTED BUDGET 2026-2027	ADOPTED BUDGET 2026-2027
GENERAL FUND APPROPRIATIONS						
GENERAL GOVERNMENT SUPPORT						
1010. Legislative - Board of Trustees						
.100 Personnel Wages	15,000	15,000	15,000	15,000	15,000	15,000
.400 Contractual Expense	386	1,685	359	1,000	1,500	1,500
TOTAL	15,386	16,685	15,359	16,000	16,500	16,500
1130. Judicial						
.100 Personnel Wages	52,728	63,608	65,790	70,563	72,348	72,348
.200 Equipment	0	0	0	0	0	0
.400 Contractual Expense	17,085	21,572	17,430	20,000	20,000	20,000
TOTAL	69,813	85,180	83,220	90,563	92,348	92,348
1210. Executive - Mayor						
.100 Personnel Wages	8,100	8,100	8,100	8,100	8,100	8,100
.400 Contractual Expense	1,718	3,184	2,038	2,300	2,300	2,300
TOTAL	9,818	11,284	10,138	10,400	10,400	10,400
TOTAL GENERAL GOVERNMENT SUPPORT	95,017	113,149	108,717	116,963	119,248	119,248
FINANCE						
1325. CLERK-TREASURER						
.100 Personnel Wages	110,391	112,217	106,075	136,557	144,659	144,659
.200 Equipment	0	3,704	0	1,000	9,800	9,800
.400 Contractual Expense	40,932	49,020	46,736	60,000	60,000	60,000
TOTAL	151,323	164,941	152,811	197,557	214,459	214,459
1355. ASSESSMENT						
.400 Contractual Expense	6,052	9,585	2,126	6,100	7,000	7,000
TOTAL	6,052	9,585	2,126	6,100	7,000	7,000
TOTAL FINANCE	157,375	174,526	154,937	203,657	221,459	221,459
STAFF						
1420. LAW						
.100 Personnel Wages	15,096	15,708	31,330	16,734	17,236	17,236
.400 Contractual Expense(+Prosecutor)	21,915	65,637	39,415	30,000	26,450	26,450
TOTAL	37,011	81,345	70,745	46,734	43,686	43,686
1450. ELECTION						
.400 Contractual Expense	0	833	0	1,000	0	0
TOTAL	0	833	0	1,000	0	0
1490. PUBLIC WORKS ADMINISTRATION						
.100 Personnel Wages	43,132	43,503	52,849	44,752	46,310	46,310
.200 Equipment	0	0	0	0	0	0
.400 Contractual Expense	12,372	11,077	10,769	10,000	11,118	11,118
TOTAL	55,504	54,580	63,618	54,752	57,428	57,428
TOTAL STAFF	92,515	136,758	134,363	102,486	101,114	101,114
SHARED SERVICES						
1620. BUILDINGS						
.100 Personnel Wages	17,469	13,598	14,741	18,920	0	0
.200 Equipment	0	0	0	5,000	0	0
.400 Contractual Service	52,837	133,335	81,844	55,000	80,000	80,000
TOTAL	70,306	146,933	96,585	78,920	80,000	80,000
TOTAL SHARED SERVICES	70,306	146,933	96,585	78,920	80,000	80,000
SPECIAL ITEMS						
1900. SPECIAL ITEMS						
1910.400 Unallocated Insurance	30,575	41,318	14,982	62,000	35,000	35,000
1920.400 Municipal Assoc. Dues	3,550	4,041	1,060	4,000	4,000	4,000
1930.400 Judgements & Claims	0	0	0	0	0	0
1940.400 Purchase of Land	0	0	0	0	0	0
1990.400 Contingency(0 bal due to use)	0	0	0	35,000	45,000	45,000
TOTAL	34,125	45,359	16,042	101,000	84,000	84,000
TOTAL SPECIAL ITEMS	34,125	45,359	16,042	101,000	84,000	84,000

GENERAL FUND APPROPRIATIONS	ACTUAL 2022-2023	ACTUAL 2023-2024	ACTUAL 2024-2025	BUDGET 2025-2026	REQUESTED BUDGET 2026-2027	ADOPTED BUDGET 2026-2027
TOTAL GOVERNMENT SUPPORT	449,338	616,725	510,644	603,026	605,821	605,821
PUBLIC SAFETY						
3020. COMMUNICATIONS (Emergency Dispatch)						
.100 Personnel Wages	163,693	174,922	195,033	238,822	242,434	242,434
.200 Equipment	0	0	116,322	10,600	450	450
.400 Contractual Expense	18,258	15,294	26,898	18,468	27,052	27,052
1910.400 Misc Insurance (Liab,Comp)	1,450	1,550	1,600	1,650	1,650	1,650
9010.800 State Retirement	8,565	8,809	9,141	9,402	9,500	9,500
9030.800 FICA (7.65% wages)	12,523	13,382	14,920	18,270	18,546	18,546
9950.900 Reserve Transfer-Control Center Equipment				10,000	10,000	10,000
TOTAL	181,951	190,216	338,253	267,890	269,936	269,936
Actual Full Cost	204,489	213,957	363,914	307,212	309,632	309,632
3120. POLICE						
.100 Personnel Wages	184,668	190,098	192,568	200,512	206,544	206,544
.200 Equipment	0	43,298	0	16,500	25,000	25,000
.400 Contractual Expense	36,502	25,275	25,156	35,500	36,000	36,000
.440 Cont.Erie County Sheriff	310,149	309,933	310,399	314,980	314,980	314,980
9015.800 Police & Fire Retirement	13,194	6,244	5,098	6,991	5,596	5,596
9030.800 FICA (7.65% wages)	14,127	14,542	14,731	15,339	15,801	15,801
9710.6-7 Bond Principal & Interest	36,210	36,210	32,835	32,835	32,835	32,835
9950.900 Reserve Transfer-Police Equipment			16,000	16,000		
TOTAL	531,319	568,604	528,123	567,492	582,524	582,524
Actual Full Cost	594,851	625,600	596,787	638,657	636,756	636,756
3310. TRAFFIC CONTROL						
.100 Personnel Wages	105	0	157	620	280	280
.200 Equipment	0	0	0	0	0	0
.400 Contractual Expense	319	1,473	6,289	1,650	1,650	1,650
TOTAL	424	1,473	6,446	2,270	1,930	1,930
3410. FIRE DEPARTMENT						
.100 Personnel Wages	0	5,815	6,231	6,000	6,180	6,180
.200 Equipment	85,765	129,467	178,118	80,353	122,800	122,800
.400 Contractual Expense	276,939	158,955	100,199	180,259	176,756	176,756
9025.800 LOSAP-Local Pension Fund	105,950	64,629	123,481	120,000	130,000	130,000
9030.800 FICA (7.65% wages)	0	445	477	459	473	473
9040.800 Workers Compensation-Fire	20,891	19,753	20,137	25,000	20,561	20,561
9085.800 Sup Benefits Firefighters	4,081	4,366	4,072	4,600	4,072	4,072
9710.6-7 Bond Principal & Interest	37,440	43,200	42,200	46,081	44,845	44,845
9950.900 Reserve Transfer-Fire Equipment	35,000	35,000	35,000	35,000	35,000	35,000
TOTAL	362,704	294,237	284,548	266,612	305,736	305,736
Actual Full Cost	566,066	461,630	509,915	497,752	540,687	540,687
3620. SAFETY INSPECTION						
.100 Personnel Wages	46,314	47,869	47,084	37,022	38,816	38,816
.400 Contractual Expense	0	0	0	0	0	0
TOTAL	46,314	47,869	47,084	37,022	38,816	38,816
3989. NATURAL DISASTER -EMERGENCY MANAGER						
.100 Personnel Wages	2,100	2,550	2,725	2,700	2,900	2,900
.400 Contractual Expense		5,394	1,864	1,000	1,161	1,161
TOTAL	2,100	7,944	4,589	3,700	4,061	4,061
TOTAL PUBLIC SAFETY	1,124,812	1,110,343	1,209,043	1,144,986	1,203,003	1,203,003
Actual Full Cost	1,414,244	1,358,473	1,528,735	1,486,613	1,531,882	1,531,882
TRANSPORTATION						
5110. STREET MAINTENANCE						
.100 Personnel Wages	280,295	262,106	250,206	306,915	320,000	320,000
.200 Equipment	57,690	76,383	112,331	85,350	47,500	47,500
.400 Contractual Expense	115,462	17,130	154,296	130,300	125,330	125,330
TOTAL	453,447	355,619	516,833	522,565	492,830	492,830
5112. PERM IMPROVE HIGHWAY (CHIPS)						
.200 Equipment & Cap Outlay	158,406	189,068	169,316	107,196	118,000	118,000
TOTAL	158,406	189,068	169,316	107,196	118,000	118,000
5142. SNOW REMOVAL						

.100 Personnel Wages	37,010	30,924	80,885	55,936	58,296	58,296
.200 Equipment	38,159	0	76,714	16,450	20,000	20,000
.400 Contractual Expense	81,044	60,377	71,981	115,550	111,000	111,000
TOTAL	156,213	91,301	229,580	187,936	189,296	189,296
	ACTUAL	ACTUAL	ACTUAL	BUDGET	REQUESTED	ADOPTED
GENERAL FUND APPROPRIATIONS	2022-2023	2023-2024	2024-2025	2025-2026	BUDGET	BUDGET
					2026-2027	2026-2027
5182. STREET LIGHTING						
.400 Contractual Expense	44,718	44,785	44,785	45,000	45,000	45,000
TOTAL	44,718	44,785	44,785	45,000	45,000	45,000
5410. SIDEWALKS						
.100 Personnel Wages	0	11,679	395	12,908	13,453	13,453
.200 Equipment	0	0	0	0	0	0
.400 Contractual Expense	11,107	6,734	5,783	15,000	15,000	15,000
TOTAL	11,107	18,413	6,178	27,908	28,453	28,453
5650. OFF-STREET PARKING						
.100 Personnel Wages	0	0	0	269	280	280
.200 Equipment	0	0	0	0	0	0
.400 Contractual Expense	0	0	0	0	50,000	50,000
TOTAL	0	0	0	269	50,280	50,280
TOTAL TRANSPORTATION	823,891	699,186	966,692	890,874	923,859	923,859
6989. ECONOMIC DEVELOPMENT						
.0400 Economic Development	2,000	0	72	0	3,000	3,000
TOTAL	2,000	0	72	0	3,000	3,000
7110. PARKS						
.100 Personnel Wages	17,588	25,852	24,845	26,892	28,027	28,027
.200 Equipment	2,952	7,528	5,831	9,000	9,000	9,000
.400 Contractual Expense	53,518	66,932	68,592	58,000	74,600	74,600
TOTAL	74,058	100,312	99,268	93,892	111,627	111,627
7320. JOINT YOUTH PROJECT						
.400 Contractual Expense	47,807	63,729	82,749	70,000	70,000	70,000
TOTAL	47,807	63,729	82,749	70,000	70,000	70,000
7520. HISTORIC PRESERVATION BOARD						
.100 Personnel Wages	3,900	3,325	3,475	5,700	5,700	5,700
.400 Contractual Expense	11	57	27	0	5,500	5,500
TOTAL	3,911	3,382	3,502	5,700	11,200	11,200
7550. CELEBRATIONS						
.400 Contractual Expense	4,941	6,978	6,441	8,000	8,000	8,000
Total	4,941	6,978	6,441	8,000	8,000	8,000
TOTAL CULTURE AND RECREATION	132,717	174,401	192,032	177,592	203,827	203,827
HOME AND COMMUNITY SERVICES						
8010. ZONING						
.100 Personnel Wages	35,228	36,379	35,190	40,617	42,585	42,585
.400 Contractual Expense	7,118	6,616	6,323	8,000	5,800	5,800
TOTAL	42,346	42,995	41,513	48,617	48,385	48,385
8020. PLANNING						
.100 Personnel Wages	2,925	2,725	2,807	4,900	4,900	4,900
.400 Contractual Expense	383	220	27	2,000	500	500
TOTAL	3,308	2,945	2,834	6,900	5,400	5,400
8160. REFUSE COLLECTION AND DISPOSAL						
.100 Personnel Wages	0	0	0	538	0	0
.400 Contractual Expense	242,742	310,749	316,592	365,500	366,000	366,000
TOTAL	242,742	310,749	316,592	366,038	366,000	366,000
8170. STREET CLEANING						
.100 Personnel Wages	7,305	10,155	9,453	12,908	13,453	13,453
.200 Equipment	0	0	0	0	0	0
.400 Contractual Expense	3,317	1,494	3,679	4,000	5,000	5,000
TOTAL	10,622	11,649	13,132	16,908	18,453	18,453

8510. COMMUNITY BEAUTIFICATION

.100 Personnel Wages	25,168	20,456	17,155	27,968	29,148	29,148
.200 Equipment	0	0	0	0	0	0
.400 Contractual Expense	3,630	8,968	8,858	35,000	10,000	10,000
TOTAL	28,798	29,424	26,013	62,968	39,148	39,148

GENERAL FUND APPROPRIATIONS	ACTUAL 2022-2023	ACTUAL 2023-2024	ACTUAL 2024-2025	BUDGET 2025-2026	REQUESTED BUDGET 2026-2027	REQUESTED BUDGET 2026-2027
-----------------------------	---------------------	---------------------	---------------------	---------------------	----------------------------------	----------------------------------

8540. DRAINAGE

.100 Personnel Wages	21,186	19,020	20,833	14,408	13,453	13,453
.400 Contractual Expense	71,315	2,645	33,984	8,500	7,000	7,000
TOTAL	92,501	21,665	54,817	22,908	20,453	20,453

8560. SHADE TREES

.100 Personnel Wages	11,424	37,998	59,693	57,011	59,978	59,978
.200 Equipment	0	0	0	0	0	0
.400 Contractual Expenses	18,248	10,345	2,841	11,000	11,000	11,000
TOTAL	29,672	48,343	62,534	68,011	70,978	70,978

TOTAL HOME AND COMMUNITY SERVICES

449,989	467,770	517,435	592,350	568,817	568,817
----------------	----------------	----------------	----------------	----------------	----------------

EMPLOYEE BENEFITS

9010.800 State Retirement	79,223	91,779	126,694	135,927	157,700	157,700
9015.800 Police Retirement	13,194	6,244	5,098	6,991	5,596	5,596
9025.800 LOSAP-Fire Retirement	105,950	64,629	123,481	120,000	130,000	130,000
9030.800 Social Security	82,735	86,756	94,100	105,296	107,513	107,513
9040.800 Workers Compensation	35,026	33,869	34,643	45,000	35,250	35,250
9040.800 Workers Compensation-Fire	20,891	19,753	20,137	25,000	20,561	20,561
9050.800 Unemployment Benefits	1,171	420	1,512	0	0	0
9060.800 Medical Insurance	103,122	86,033	76,218	109,621	138,277	138,277
9085.800 Sup Benefit Firefighters	4,081	4,366	4,072	4,600	4,072	4,072
TOTAL	445,393	393,849	485,955	552,435	598,969	598,969

TOTAL EMPLOYEE BENEFITS

445,393	393,849	485,955	552,435	598,969	598,969
----------------	----------------	----------------	----------------	----------------	----------------

DEBT SERVICE

9710.600 Serial Bonds - Principal	120,000	150,000	145,000	120,000	120,000	120,000
9710.700 Serial Bonds - Interest	37,959	45,450	40,165	38,781	35,744	35,744
9730.600 BAN-Principal	30,000	0	0	0	0	0
9730.700 BAN-Interest	2,015	0	0	0	0	0
9785.600 Lease Principal	0	0	30,000	36,500	35,623	35,623
9785.700 Lease Debt Int	0	0	0	4,500	4,796	4,796
TOTAL	189,974	195,450	215,165	199,781	196,163	196,163

TOTAL DEBT SERVICE

189,974	195,450	215,165	199,781	196,163	196,163
----------------	----------------	----------------	----------------	----------------	----------------

INTERFUND TRANSFERS

9901.900 Transfer to Other Funds	248,221	0	124,453	0	0	0
9950.900 Transfer to Capital Reserve	35,000	0	0	35,000	45,000	45,000
TOTAL	283,221	0	0	35,000	45,000	45,000

TOTAL INTERFUND TRANSFERS

283,221	0	124,453	35,000	45,000	45,000
----------------	----------	----------------	---------------	---------------	---------------

GRAND TOTAL-GENERAL FUND APPROPRIATIONS

3,899,335	3,657,724	4,221,419	4,196,043	4,345,459	4,345,459
------------------	------------------	------------------	------------------	------------------	------------------

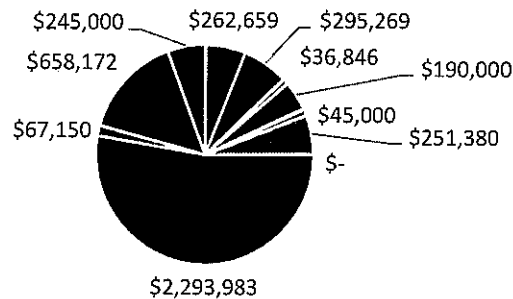
4,345,459
0



Village of Springville

2026-2027 Adopted Budget

26-27 General Fund Revenues



- Department Income, \$262,659, 6%
- Licenses & Permits, \$36,846, 1%
- Misc. & Interfund Rev, \$45,000, 1%
- Reserve Transfer, 0, 0%
- Property Tax Items, \$67,150, 2%
- Unappropriate Fund Bal, \$245,000, 6%
- Use of Money & Property, \$295,269, 7%
- Fines, \$190,000, 4%
- State Aid, \$251,380, 6%
- Tax Levy, \$2,293,983, 53%
- Sales Tax, Cable & UGR, \$658,172, 15%

General Fund Revenues

	ACTUAL 2022-2023	ACTUAL 2023-2024	ACTUAL 2024-2025	BUDGET 2025-2026	REQUESTED BUDGET 2026-2027	Adopted Budget 2026-2027
GENERAL FUND REVENUES						
TAX ITEMS						
REAL PROPERTY TAX ITEMS						
1001.2 RPTL 520 (return of prior exemption)	14,116	9,956	4,059	5,481	7,488	7,488
1081.1 Payment in Lieu of Taxes	22,528	0	0	0		
1089.1 Other Tax Items (Electric PILOT)	33,556	32,402	34,201	45,000	35,300	35,300
1090 Interest on Property Tax	19,546	20,641	25,654	21,000	24,362	24,362
TOTAL	89,746	62,999	63,914	71,481	67,150	67,150
NON-PROPERTY TAX ITEMS						
1120 Sales Tax Dist. By County	575,351	556,518	561,379	566,734	565,172	565,172
1130 Utilities Gross Receipt Tax	22,902	19,072	15,359	19,821	20,000	20,000
1170 Franchises (Time Warner)	73,148	70,991	71,680	75,920	73,000	73,000
TOTAL	671,401	646,581	648,418	662,475	658,172	658,172
TOTAL - TAX ITEMS	761,147	709,580	712,332	733,956	725,322	725,322
DEPARTMENTAL INCOME						
GENERAL GOVERNMENT SUPPORT						
1255 Clerks Fees	1,660	3,511	1,618	2,397	2,639	2,639
TOTAL	1,660	3,511	1,618	2,397	2,639	2,639
PUBLIC SAFETY						
1520 Police Fees	20	10	20	20	20	20
1540 Fire Inspection Fees	4,650	2,450	4,050	4,300	4,500	4,500
1589 Public Safety Dept. Income-CC	112,998	118,537	97,469	146,429	143,000	143,000
1590 Twn.Concord Fire Protection Fees	96,985	142,665	166,098	103,000	110,217	110,217
TOTAL	214,653	263,662	267,637	253,749	257,737	257,737
HOME AND COMMUNITY SERVICES						
2110 Zoning Fees	500	150	750	467	483	483
2115 Planning Board Fees	1,750	800	1,350	2,083	1,800	1,800
2130 Refuse and Garbage Stickers	139,735	0	0	0	0	0
2140 Garbage Totes - 96 Gallons	0	94,232	2,792	0	0	0
TOTAL	141,985	95,182	4,892	2,550	2,283	2,283
TOTAL - DEPARTMENTAL INCOME	358,298	362,355	274,147	258,696	262,659	262,659
INTERGOVERNMENTAL CHARGES						
2302 Snow Removal	2,159	2,246	2,335	2,500	2,502	2,502
TOTAL	2,159	2,246	2,335	2,500	2,502	2,502
USE OF MONEY AND PROPERTY						
2401 Interest and Earnings	72,661	173,064	139,738	82,295	165,000	165,000
2401 Interest and Earnings ARPA Funds	8,855	23,405	11,868	0	0	0
2401-2 Interest LOSAP	0	49,141	10,235	0	20,000	20,000
2410 Rental of Real Property	0	64	0	0	0	0
2771-3 Tower Lease Revenue	107,881	170,785	151,539	128,128	107,767	107,767
TOTAL	189,397	416,459	313,380	210,423	292,767	292,767
TOTAL - USE OF MONEY AND PROPERTY	191,556	418,705	315,715	212,923	295,269	295,269
SALES, LICENSES AND PERMITS						
LICENSES AND PERMITS						
2545 Other Licenses	4,800	5,300	4,275	4,634	5,000	5,000
2555 Permits	10,297	31,541	10,075	20,000	20,000	20,000
2590 Permits, Other	375	485	200	453	346	346
TOTAL	15,472	37,326	14,550	25,087	25,346	25,346
FINES AND FORFEITURES						
2610 Fines	171,751	151,020	220,552	154,313	190,000	190,000
TOTAL	171,751	151,020	220,552	154,313	190,000	190,000

SALE OF PROPERTY & COMPENSATION FOR LOSS

2650	Sale of Scrap	14,304	9,327	11,895	8,470	11,000	11,000
2655	Sale of Scrap	1,500	0	0	1,553	500	500
2680	Insurance Recoveries	196,175	28,032	0	0	0	0
TOTAL		211,979	37,359	11,895	10,023	11,500	11,500

TOTAL - SALES, LICENSES AND PERMITS		399,202	225,705	246,997	189,423	226,846	226,846
--	--	----------------	----------------	----------------	----------------	----------------	----------------

	ACTUAL 2022-2023	ACTUAL 2023-2024	ACTUAL 2024-2025	BUDGET 2025-2026	REQUESTED BUDGET 2026-2027	Adopted Budget 2026-2027
--	---------------------	---------------------	---------------------	---------------------	----------------------------------	--------------------------------

GENERAL FUND REVENUES

MISCELLANEOUS & INTERFUND REVENUES

MISCELLANEOUS REVENUES

2701	Refund Prior Years Expense	0	0	0	0	0
2705	Gifts & Donations	0	0	0	0	0
2750	AIM-Related Payments	0	0	0	0	0
2770	Unclassified Revenues	212	401	41	711	0
TOTAL		212	401	41	711	0

INTERFUND REVENUES

2801	Interfund Revenue (Street Lighting, W/S for truck)	44,718	44,785	44,785	45,000	45,000
TOTAL		44,718	44,785	44,785	45,000	45,000

TOTAL - MISCELLANEOUS & INTERFUND REVENUES		44,930	45,186	44,826	45,711	45,000
---	--	---------------	---------------	---------------	---------------	---------------

STATE AID

3001	State Revenue Sharing	35,518	35,518	35,518	35,518	35,518
3005	Mortgage Tax	31,137	12,730	54,169	43,000	45,000
3070	RR Infrastructure Invest.Act	0	0	0	0	0
3089	Other General Gov't Aid	-6,384	0	2,485	0	0
3501	Consolidated Highway Aid	158,406	189,068	174,673	107,196	170,862
3989	Other Home and Community Service	6,054	8,058	0	0	0
TOTAL		224,731	245,374	266,845	185,714	251,380

FEDERAL AID

4989	Federal Aid	0	439,779	15	0	0
TOTAL		0	439,779	15	0	0

TOTAL - STATE AND FEDERAL AID		224,731	685,153	266,860	185,714	251,380
--------------------------------------	--	----------------	----------------	----------------	----------------	----------------

INTERFUND TRANSFERS

5031	Interfund Transfers	0	0	0	0	0
5031-031-Transfer Fire Equip Reserve Fund		35,000	0	0	35,000	
5050	Transfer for Debt Service	0	0	0	0	0
TOTAL		35,000	0	0	35,000	0


GRAND TOTAL ESTIMATED REVENUES		2,014,865	2,446,684	1,860,877	1,661,423	1,806,476
---------------------------------------	--	------------------	------------------	------------------	------------------	------------------

OTHER THAN REAL PROPERTY TAXES



Village of Springville

2026-2027 Adopted Budget



Water Appropriations

VILLAGE OF SPRINGVILLE 2026-2027

WATER FUND APPROPRIATIONS


	ACTUAL 2022-2023	ACTUAL 2023-2024	ACTUAL 2024-2025	BUDGET 2025-2026	REQUESTED BUDGET 2026-2027	ADOPTED BUDGET 2026-2027
GOVERNMENT SUPPORT						
1420. LAW						
.100 Personnel Wages	4,107	4,284	4,442	4,564	4,792	4,792
.400 Contractual Expense	0	0		0	0	0
TOTAL	4,107	4,284	4,442	4,564	4,792	4,792
1900. SPECIAL ITEMS						
1910.400 Unallocated Insurance	19,506	21,885	12,063	35,000	37,500	37,500
1950.400 Tax on Municipal Property	250	249	251	300	300	300
TOTAL	19,756	22,134	12,314	35,300	37,800	37,800
1990 CONTINGENT ACCOUNT	0	0	0	40,000	50,000	50,000
TOTAL GOVERNMENT SUPPORT	23,863	26,418	16,756	79,864	92,592	92,592
HOME AND COMMUNITY SERVICES						
8310. WATER ADMINISTRATION						
.100 Personnel Wages	80,803	90,243	93,394	95,931	101,476	101,476
.200 Equipment	0	0	0			
.400 Contracted Services	32,797	39,204	6,049	40,000	50,000	50,000
TOTAL	113,600	129,447	99,443	135,931	151,476	151,476
8320. SOURCE OF SUPPLY, POWER AND PUMPING						
.100 Personnel Wages	25,690	28,130	31,054	20,359	21,596	21,596
.200 Equipment	0		0	47,000	50,000	50,000
.400 Contractual Expense	54,056	25,744	32,847	59,000	56,000	56,000
TOTAL	79,746	53,874	63,901	126,359	127,596	127,596
8330. PURIFICATION						
.100 Personnel Wages	41,669	51,698	49,017	73,289	77,746	77,746
.200 Equipment	0	0	17,000	7,000	15,000	15,000
.400 Contractual Expense	68,907	44,411	48,263	66,500	73,500	73,500
TOTAL	110,576	96,109	114,280	146,789	166,246	166,246
8340. TRANSMISSION AND DISTRIBUTION						
.100 Personnel Wages	164,864	166,018	178,047	182,292	193,377	193,377
.200 Equipment	0	15,599	77,018	0	101,500	101,500
.400 Contractual Expense	59,166	35,263	70,619	60,000	75,000	75,000
TOTAL	224,030	216,880	325,684	242,292	369,877	369,877
TOTAL HOME & COMMUNITY SERVICES	527,952	496,310	603,308	651,371	815,195	815,195

WATER FUND APPROPRIATIONS		ACTUAL	ACTUAL	ACTUAL	BUDGET	REQUESTED	ADOPTED
		2022-2023	2023-2024	2024-2025	2025-2026	BUDGET	BUDGET
EMPLOYEE BENEFITS							
9010.800	State Retirement	37,099	43,192	46,262	49,729	52,528	52,528
9030.800	Social Security	24,064	25,451	26,644	28,797	30,523	30,523
9040.800	Worker's Compensation	8,207	7,753	7,767	9,500	8,077	8,077
9050.800	Unemployment Insurance	0	0	0	0	0	0
9060.800	Health Insurance	56,798	64,548	57,545	85,551	95,123	95,123
	TOTAL	126,168	140,944	138,218	173,577	186,251	186,251
TOTAL EMPLOYEE BENEFITS		126,168	140,944	138,218	173,577	186,251	186,251
DEBT SERVICE							
9710.600	Serial Bonds - Principal	214,000	221,000	224,000	231,000	54,000	54,000
9710.700	Serial Bonds - Interest	55,961	51,630	46,147	42,564	36,259	36,259
9730.600	BAN - Principal	0	0	0	0	0	0
9730.700	BAN - Interest	0	0	0	0	0	0
9785.600	Lease Principal	0	0	7,500	12,000	8,906	8,906
9785.700	Lease Interest	0	0	0	1,473	1,199	1,199
	TOTAL	269,961	272,630	277,647	287,037	100,364	100,364
TOTAL DEBT SERVICE		269,961	272,630	277,647	287,037	100,364	100,364
INTERFUND TRANSFERS							
9950.900	Transfer to Capital Projects	135,852	0	257,293	0	0	0
9795.900	Interfund Loan Interest	0	0	0	0	0	0
	TOTAL INTERFUND TRANSFERS	135,852	0	257,293	0	0	0
GRAND TOTAL - WATER FUND APPROPRIATIONS		1,083,796	936,302	1,293,222	1,191,850	1,194,402	1,194,402



Village of Springville

2026-2027 Adopted Budget




Water Revenues

WATER FUND REVENUES	ACTUAL	ACTUAL	ACTUAL	BUDGET	REQUESTED	ADOPTED
	2022-2023	2023-2024	2024-2025	2025-2026	BUDGET	BUDGET
REVENUES FROM LOCAL SOURCES						
HOME AND COMMUNITY SERVICES						
2140 Metered Water Sales	761,926	788,535	718,527	783,081	771,073	771,073
2140.2 Meter Charge	394,779	362,642	401,718	376,812	384,305	384,305
2140.3 District Water Sales (Catt St)	1,079	1,105	1,692	1,104	1,218	1,218
2142 Unmetered Water Sales	2,431	2,706	686	2,604	2,330	2,330
2144 Water Service Charges	4,480	9,097	1,625	5,017	4,519	4,519
TOTAL	1,164,695	1,164,085	1,124,248	1,168,618	1,163,445	1,163,445
USE OF MONEY AND PROPERTY						
2401 Interest Earnings	20,657	50,300	58,021	22,844	30,427	30,427
2410 Property Rental	0	0		0		
TOTAL	20,657	50,300	58,021	22,844	30,427	30,427
SALES OF PROPERTY						
2650 Sale of Scrap	0	0	0	0	0	0
2665 Sale of Equipment	0	0	0	0	0	0
2680 Insurance Recoveries	0	0	0	0	0	0
TOTAL	0	0	0	0	0	0
MISCELLANEOUS						
2701 Refund Priors Yrs. Expense	0	0	0	0	0	0
2770 Unclassified Revenue	547	674	701	388	530	530
4989 Federal Aid-CDBG	0	0	0	0	0	0
TOTAL	547	674	701	388	530	530
INTERFUND TRANSFERS						
5031 Interfund Transfer	0	0	0	0	0	0
GRAND TOTAL - ESTIMATED WATER FUND REVENUES	1,185,899	1,215,059	1,182,970	1,191,850	1,194,402	1,194,402



Village of Springville 2026-2027 Adopted Budget




Sewer Appropriations

SEWER FUND APPROPRIATIONS	ACTUAL	ACTUAL	ACTUAL	BUDGET	REQUESTED	ADOPTED
	2022-2023	2023-2024	2024-2025	2025-2026	BUDGET	BUDGET
GOVERNMENT SUPPORT						
1420. LAW						
.100 Personnel Wages	1,333	1,428	1,481	1,521	1,597	1,597
.400 Contractual Expense	0	0		0	0	0
TOTAL	1,333	1,428	1,481	1,521	1,597	1,597
1900. SPECIAL ITEMS						
.1910.400 Unallocated Insurance	19,506	21,885	12,063	30,000	40,000	40,000
.1990.400 Contingency	0	0	0	21,000	30,000	30,000
TOTAL	19,506	21,885	12,063	51,000	70,000	70,000
TOTAL GOVERNMENT SUPPORT	20,839	23,313	13,544	52,521	71,597	71,597
HOME AND COMMUNITY SERVICES						
8110. SEWER ADMINISTRATION						
.100 Personnel Wages	28,568	32,653	45,724	53,103	56,532	56,532
.200 Equipment	0	0	0			
.400 Contracted Services	20,897	25,332	9,197	28,000	28,000	28,000
TOTAL	49,465	57,985	54,921	81,103	84,532	84,532
8120. SANITARY SEWER						
.100 Personnel Wages	47,418	49,749	52,989	42,336	44,131	44,131
.200 Equipment	0	0	0	0	0	0
.400 Contractual Expense	66,431	47,254	31,979	66,000	90,633	90,633
TOTAL	113,849	97,003	84,968	108,336	134,764	134,764
8130. SEWAGE TREATMENT & DISPOSAL						
.100 Personnel Wages	168,006	167,963	178,079	209,140	218,002	218,002
.200 Equipment	63,351	57,739	28,117	102,500	33,500	33,500
.400 Contractual Expense	175,508	244,318	269,075	305,000	343,332	343,332
TOTAL	406,865	470,020	475,271	616,640	594,834	594,834
TOTAL HOME & COMMUNITY SERVICE	570,179	625,008	615,160	806,079	814,130	814,130
EMPLOYEE BENEFITS						
9010.800 State Retirement	34,348	25,654	43,147	46,414	56,513	56,513
9030.800 Social Security	19,515	18,472	20,755	23,417	24,500	24,500
9040.800 Workers Compensation	6,715	6,342	6,331	7,000	6,610	6,610
9050.800 Unemployment Insurance	0	0	0	0	0	0
9060.800 Medical Insurance	45,958	57,370	62,991	78,426	80,558	80,558
TOTAL	106,536	107,838	133,224	155,257	168,181	168,181
TOTAL EMPLOYEE BENEFITS	106,536	107,838	133,224	155,257	168,181	168,181

SEWER FUND APPROPRIATIONS	ACTUAL	ACTUAL	ACTUAL	BUDGET	REQUESTED	ADOPTED
	2022-2023	2023-2024	2024-2025	2025-2026	BUDGET	BUDGET
DEBT SERVICE						
9710.600 Bonds - Principal	170,000	297,000	303,000	319,000	325,000	325,000
9710.700 Bonds - Interest	211,853	384,867	373,723	367,500	358,128	358,128
9730.600 BAN - Principal	0	0	0	0	0	0
9730.700 BAN - Interest	38,148	0	0	0	0	0
9785.600 Lease Principal	0	0	7,500	12,000	8,906	8,906
9785.700 Lease Interest	0	0	0	1,473	1,199	1,199
TOTAL	420,001	681,867	684,223	699,973	693,233	693,233
TOTAL DEBT SERVICE	420,001	681,867	684,223	699,973	693,233	693,233
INTERFUND TRANSFERS						
9950.900 Transfer to Capital Reserve	26,468	0	16,142	26,467	26,468	26,468
9795.900 Interfund Loan Interest	0	0	0	0	0	0
GRAND TOTAL - SEWER FUND APPROPRIATIONS	1,144,023	1,438,026	1,462,293	1,740,297	1,773,609	1,773,609



Village of Springville 2026-2027 Adopted Budget



Sewer Revenues

SEWER FUND REVENUES	ACTUAL 2022-2023	ACTUAL 2023-2024	ACTUAL 2024-2025	BUDGET 2025-2026	REQUESTED BUDGET 2026-2027	ADOPTED BUDGET 2026-2027
REVENUES FROM LOCAL SOURCES						
HOME AND COMMUNITY SERVICES						
2120 Sewer Rents	1,244,348	1,607,545	1,597,447	1,721,597	1,758,733	1,758,733
2120.2 Capital Improvement Charge	0	0	0	0	0	0
2122 Sewer Charges	4,050	5,525	2,725	5,200	4,336	4,336
TOTAL	1,248,398	1,613,070	1,600,172	1,726,797	1,763,069	1,763,069
USE OF MONEY AND PROPERTY						
2401 Interest Earnings	6,362	14,172	13,016	13,500	10,540	10,540
TOTAL	6,362	14,172	13,016	13,500	10,540	10,540
SALE OF PROPERTY						
2665 Sale of Equipment & Scrap	0	4,400	0	0	0	0
2680 Insurance Recoveries	0	0	0	0	0	0
TOTAL	0	4,400	0	0	0	0
MISCELLANEOUS						
2701 Refund Prior Yrs. Expense		0	0	0	0	0
2770 Unclassified Revenue	0	0	0	0	0	0
TOTAL	0	0	0	0	0	0
INTERFUND REVENUES						
2801 Interfund Revenue	0	0	26,469	0	0	0
5050 Interfund Revenue for Debt Service	0	0	0	0	0	0
TOTAL	0	0	26,469	0	0	0
GRAND TOTAL - ESTIMATED SEWER FUND REVENUES	1,254,760	1,631,642	1,639,657	1,740,297	1,773,609	1,773,609

Electric Fund Summary Budget	Proposed 2026-2027	Adopted 2026-2027
Expenditures:		
Purchased Power Expense	\$ 2,106,172	\$ 2,106,172
Capital Expenditures	\$ 188,619	\$ 188,619
Personnel Expense	\$ 735,213	\$ 735,213
Employee Benefits Expense	\$ 349,752	\$ 349,752
PPAC Expenditures	\$ 746,212	\$ 746,212
Taxes	\$ 190,000	\$ 190,000
Operating Expense	\$ 152,898	\$ 152,898
Debt Service	\$ 688,814	\$ 688,814
Inventory Purchases	\$ 10,000	\$ 10,000
General Administrative Services	\$ 85,352	\$ 85,352
Insurance Expense	\$ 43,260	\$ 43,260
Transportation Expense	\$ 25,600	\$ 25,600
Total Expenditures	\$ 5,321,892	\$ 5,321,892
Revenues:		
Electricity Sales	\$ 4,378,412	\$ 4,378,412
PPA Revenues	\$ 746,212	\$ 746,212
Other Income	\$ 53,448	\$ 53,448
Pass-through Collections	\$ 143,820	\$ 143,820
	\$ 5,321,892	\$ 5,321,892

Electric Budget Detail

Proposed
2026-2027

Adopted
2026-2027

Expenditures:

Purchased Power Expense

Electricity Purchase - NYMPA	\$	704,558	\$	704,558
Electricity Purchase - NYPA	\$	916,522	\$	916,522
Transmission Exp - National Grid	\$	485,092	\$	485,092
Total	\$	2,106,172	\$	2,106,172

Capital Expenditures

Substation Infrastructure	\$	25,750	\$	25,750
Transportation Equipment	\$	41,200	\$	41,200
Transformers	\$	41,200	\$	41,200
Distribution Infrastructure	\$	18,540	\$	18,540
Meters & Meter Equipment	\$	15,450	\$	15,450
Communication Equipment	\$	2,060	\$	2,060
General Tools & Implements	\$	9,579	\$	9,579
Lighting Replacement	\$	30,720	\$	30,720
Operations Center	\$	4,120	\$	4,120
Total	\$	188,619	\$	188,619

Fund Depreciation Reserve

Fund Depreciation Reserve				
Total	\$	-	\$	-

Personnel Expense

Personnel Wages - Regular Time	\$	697,173	\$	697,173
Personnel Wages - Overtime	\$	30,000	\$	30,000
Personnel Wages - Seasonal Help	\$	8,040	\$	8,040
Total	\$	735,213	\$	735,213

Employee Benefits Expense

Health Insurance, Dental & HSA Contrib, Buyout	\$	167,443	\$	167,443
Retirement	\$	107,525	\$	107,525
Social Security & Medicare	\$	56,244	\$	56,244
Longevity, Sick Leave Bonus & Comp Sell Back	\$	18,540	\$	18,540
Total	\$	349,752	\$	349,752

PPA Expenditures

Zero Emission Credit (ZECs) & (RECs)(NYMPA)	\$	490,718	\$	490,718
Transmission Congestion Contracts	\$	178,329	\$	178,329
Energy Efficiency Contributions	\$	67,441	\$	67,441
PSC Assessment	\$	9,724	\$	9,724
Total	\$	746,212	\$	746,212

Taxes

New York State Sales Tax	\$	145,000	\$	145,000
PILOT to Village	\$	45,000	\$	45,000
Total	\$	190,000	\$	190,000

Operating Expenses

Tree Trimming Services	\$	25,500	\$	25,500
Operation Materials & Supplies	\$	12,342	\$	12,342
Uniform & Clothing Purchases PPE	\$	15,300	\$	15,300

Electric Budget Detail

	Proposed	Adopted
	2026-2027	2026-2027
Safety Training	\$ 6,630	\$ 6,630
Travel, Training & Professional Development	\$ 15,300	\$ 15,300
Engineering Services	\$ 51,000	\$ 51,000
Operation Repairs & Maintenance Services	\$ 4,080	\$ 4,080
Information Technology Software & Supplies	\$ 12,954	\$ 12,954
Office Supplies	\$ 1,020	\$ 1,020
Itron Services	\$ 3,570	\$ 3,570
Oil Testing	\$ 3,672	\$ 3,672
Computers & Copier Maintenance	\$ 1,530	\$ 1,530
Total	\$ 152,898	\$ 152,898
Debt Service		
Bond Principal	\$ 307,964	\$ 307,964
Bond Interest	\$ 111,553	\$ 111,553
Lease Principal	\$ 257,308	\$ 257,308
Lease Interest	\$ 11,989	\$ 11,989
Total	\$ 688,814	\$ 688,814
Inventory Purchases		
Inventory Purchases	\$ 10,000	\$ 10,000
Total	\$ 10,000	\$ 10,000
General Administrative Services		
Billing Support	\$ 4,682	\$ 4,682
Accounting Support	\$ 5,722	\$ 5,722
PSC Assessment	\$ 10,924	\$ 10,924
Membership Dues	\$ 13,525	\$ 13,525
Auditing & Accounting Services	\$ 17,167	\$ 17,167
Postage	\$ 9,364	\$ 9,364
Legal Services	\$ 7,683	\$ 7,683
B&P RR Transmission Rents	\$ 1,040	\$ 1,040
Control Center Charges	\$ 4,675	\$ 4,675
Bond & Financial Services	\$ 1,040	\$ 1,040
Cell Phones	\$ 687	\$ 687
Natural Gas Services	\$ 2,809	\$ 2,809
Internet Service & Vaspian Phones	\$ 2,601	\$ 2,601
Water	\$ 832	\$ 832
Web Site	\$ 2,601	\$ 2,601
Total	\$ 85,352	\$ 85,352
Insurance Expense		
Worker's Compensation Insurance	\$ 17,510	\$ 17,510
General Liability Insurance	\$ 25,750	\$ 25,750
Total	\$ 43,260	\$ 43,260
Transportation Expense		
Fuel Purchases	\$ 11,100	\$ 11,100
Transportation Materials & Supplies	\$ 1,000	\$ 1,000
Vehicle Testing Services	\$ 6,000	\$ 6,000
Tire Purchases	\$ 5,000	\$ 5,000
Vehicle & Shop Maintenance & Repair Services	\$ 2,500	\$ 2,500
Total	\$ 25,600	\$ 25,600
Total Expenditures	\$ 5,321,892	\$ 5,321,892

Electric Budget Detail

Proposed
2026-2027

Adopted
2026-2027

Revenues

Electricity Sales

Electricity Sales to Customers	\$	2,951,633	\$	2,951,633
PPA Revenues - Excess Power Cost Recovery	\$	1,314,602	\$	1,314,602
Street Lights	\$	52,532	\$	52,532
Electricity Sales to Village	\$	47,410	\$	47,410
Security Lights	\$	12,235	\$	12,235
Total	\$	4,378,412	\$	4,378,412

PPAC Revenues

PPAC_Revenues - Zero Emission Credit (ZECs) & RECs	\$	490,718	\$	490,718
PPAC Revenues - Transmission Congestion Contracts	\$	178,329	\$	178,329
PPAC Revenues - Energy Efficiency Contributions	\$	67,441	\$	67,441
PPAC Revenues - PSC Assessment	\$	9,724	\$	9,724
Total	\$	746,212	\$	746,212

Other Income

Other Reimbursed Expenses				
Debt-BAN Issuance				
Pole Attachment Revenues	\$	25,500	\$	25,500
Late Charges	\$	1,530	\$	1,530
Miscellaneous Electric Revenues	\$	5,100	\$	5,100
Disconnect Fees	\$	816	\$	816
Returned Payment Fees	\$	102	\$	102
Interest Revenues	\$	20,400	\$	20,400
Total	\$	53,448	\$	53,448

Pass-Through Collections

Sales Tax Collected	\$	143,820	\$	143,820
Total	\$	143,820	\$	143,820


Total Revenues

	\$	5,321,892	\$	5,321,892
--	----	-----------	----	-----------



Village of Springville

2026-2027 Adopted Budget



Salary Schedule

Village of Springville											
Schedule and Allocation of Salaries and Wages											
2026-2027											
		2026-2027		2080			Allocation by Fund				
Title	# of Employees	Rate of Compensation		Annual Base 2080 hours FT	Longevity & Sick Bonus	Overtime	Total Compensation	General Fund	Water Fund	Sewer Fund	Electric Fund
Clerk/Treasurer	1	\$105,000.00	Salary	\$105,000			\$105,000	\$47,250	\$15,750	\$5,250	\$36,750
Superintendent (Administrator duties)		\$36,050.00	Salary	\$36,050			\$36,050	\$16,223	\$5,408	\$1,803	\$12,618
Junior Accountant	1	\$35.71	Hourly	\$74,267	\$625		\$74,892	\$26,212	\$11,234	\$7,489	\$29,957
Deputy Clerk	1	\$41.29	Hourly	\$85,880	\$800	\$450	\$87,130	\$39,209	\$17,426	\$8,713	\$21,783
Account Clerk Typist	1	\$28.77	Hourly	\$59,842	\$1,125	\$450	\$61,417	\$15,354	\$12,283	\$9,212	\$24,567
Account Clerk Typist	1	\$23.03	Hourly	\$47,904	\$400	\$450	\$48,754	\$12,189	\$9,751	\$7,313	\$19,502
Code Enforcement Officer	1	\$36.86	Hourly	\$76,658	\$400	\$500	\$77,558	\$65,925	\$3,878	3,878	\$3,878
Village Attorney (P/T)	1	\$31,338.05	Salary	\$31,338			\$31,338	\$17,236	\$4,701	\$1,567	\$7,835
Village Prosecutor (P/T)	1	\$15,450.00	Salary	\$15,450			\$15,450	\$15,450			
Caretaker Part Time - Retired & replaced w/ cleaning service	0			\$0			\$0	\$0			
Dispatcher P/T (Senior) (832 hrs)	1	\$32.86	Hourly	\$27,341			\$27,341	\$27,341			
Dispatcher P/T (2nd) (832 hrs)	1	\$29.24	Hourly	\$24,327			\$24,327	\$24,327			
Dispatcher P/T after 1 year (6864 hrs)	14	\$25.88	Hourly	\$177,606		\$7,321	\$184,927	\$184,927			
Dispatcher P/T Overnight shift (2920 hours) differential only - \$2.00		\$27.88	Hourly	\$5,840			\$5,840	\$5,840			
Village Justice	1	\$19,000.00	Salary	\$19,000			\$19,000	\$19,000			
Clerk to the Village Justice (1114 hrs)	1	\$21.09	Hourly	\$23,496			\$23,496	\$23,496			
Associate Justice	1	\$6,959.00	Salary	\$6,959			\$6,959	\$6,959			
Clerk Part Time (1114 hrs)	1	\$20.55	Hourly	\$22,893			\$22,893	\$22,893			
Emergency Manager P/T	1	\$2,900.00	Salary	\$2,900			\$2,900	\$2,900			
Police Sergeant P/T (832 hrs)	1	\$42.00	Hourly	\$34,944	\$0	\$0	\$34,944	\$34,944			
Police Officer P/T (5200 hrs)	13	\$33.00	Hourly	\$171,600			\$171,600	\$171,600			
Fire Chief P/T	1	\$6,180.00	Salary	\$6,180			\$6,180	\$6,180			
ELECTED/APPOINTED BOARDS											
Mayor	1		Salary	\$13,500			\$13,500	\$8,100	\$1,350	\$675	\$3,375
Deputy Mayor	1		Salary	\$7,000			\$7,000	\$4,200	\$700	\$350	\$1,750
Trustees (3)	3		Salary	\$18,000			\$18,000	\$10,800	\$1,800	\$900	\$4,500
Planning Board Chairman	1			\$1,300			\$1,300	\$1,300			
Planning Board Members (4)	4			\$3,600			\$3,600	\$3,600			
Zoning Board Chairman	1		Salary	\$1,100			\$1,100	\$1,100			
Zoning Board Members (4)	4		Salary	\$2,600			\$2,600	\$2,600			
HPC Board Chairman at Mtg	1			\$1,200			\$1,200	\$1,200			
HPC Board Member & Alternate	5			\$4,500			\$4,500	\$4,500			
DPW (totals from 2nd page)							\$1,738,770	\$582,540	\$314,603	\$273,079	\$568,549
Total Wages for Village							\$2,859,565	\$1,405,392	\$398,883	\$320,229	\$735,061

Village of Springville												
Schedule and Allocation of Salaries and Wages												
Department of Public Works												
2026-2027												
		2025-2026	2026-2027		2080				Allocation by Fund			
Title	# of Employees	Rate of Compensation	Rate of Compensation		Annual Base 2080 hours	Longevity & Sick Bonus	Comp Sell Back	Total Compensation	General Fund	Water Fund	Sewer Fund	Electric Fund
Superintendent	1	\$95,174	\$98,029	Salary	\$98,029	\$800		\$98,829	\$34,590	\$19,766	\$9,883	\$34,590
Clerk PT	1	20.54	21.57	Hourly	\$21,308			\$21,308	\$11,720	\$2,131	\$1,065	\$6,392
Streets Division												
Leadman	1	37.73	39.62	Hourly	\$82,405	\$1,075	\$4,500	\$87,980	\$87,980			
Heavy Equipment Operator	1	31.69	33.27	Hourly	\$69,208	\$1,425	\$3,800	\$74,433	\$74,433			
Motor Equipment Operator	4	31.37	32.93	Hourly	\$68,504	\$1,600	\$3,700	\$295,217	\$295,217			
Driver, Light Equipment	0	30.38	31.90	Hourly				\$0	\$0			
**Overtime	6				\$45,000			\$45,000	\$45,000			
**Summer Temporary Help	4	16.75	17.50	Hourly	\$8,400			\$33,600	\$33,600			
Water/Sewer Division												
Leadman/Water Treatment Plant Operator	1	40.54	42.57	Hourly	\$88,539	\$1,425	\$3,750	\$93,714		\$80,327	\$13,388	
Maint Equip Operator/ Plant Operator	1	33.87	35.66	Hourly	\$73,965	\$1,425		\$75,390		\$64,620	\$10,770	
Maint Equip Operator/Grade II B License	0	32.75	34.39	Hourly	\$0	\$0		\$0		\$0	\$0	
Maint Equip Operator/Grade D License	1	32.14	33.75	Hourly	\$70,200	\$1,125	\$1,300	\$72,625		\$62,250	\$10,375	
Laborer	1	31.37	32.93	Hourly	\$68,494			\$68,494		\$58,709	\$9,785	
Laborer	0	30.38	31.90	Hourly				\$0		\$0	\$0	
**Overtime	4				\$10,000			\$10,000		\$10,000		
**Summer Temporary Help	2	16.75	17.50	Hourly	\$8,400			\$16,800		\$16,800		
Waste Water Treatment (Sewer)												
Leadman/Sewer Treatment Plant Operator	1	40.54	42.57	Hourly	\$88,538	\$1,125	\$3,800	\$93,463			\$93,463	
Sewer Treatment Plant Operator Grade 3	0	35.00	36.74	Hourly	\$0			\$0			\$0	
Sewer Treatment Plant Operator Grade 2	1	32.75	34.39	Hourly	\$71,525	\$625	\$3,800	\$75,950			\$75,950	
Laborer	0	30.38	31.90	Hourly	\$0			\$0			\$0	
**Overtime	2				\$40,000			\$40,000			\$40,000	
**Summer Temporary Help	1	16.75	17.50	Hourly	\$8,400			\$8,400			\$8,400	
Electric Division												
Leadman/Lineman A	1	42.72	44.86	Hourly	\$93,300	\$1,125	\$3,800	\$98,225				\$98,225
Lineman A	2	38.27	40.18	Hourly	\$83,582	\$1,700	\$6,400	\$175,263				\$175,263
Lineman B	0	34.05	35.75	Hourly	\$0			\$0				\$0
Lineman B Apprentice/Step 4	1	33.67	35.36	Hourly	\$73,535			\$73,535				\$73,535
Lineman B Apprentice/Step 3	1	33.31	34.98	Hourly	\$72,752			\$72,752				\$72,752
Lineman B Apprentice/Step 2	0	32.91	34.56	Hourly		\$0	\$0	\$0				\$0
Lineman B Apprentice/Step 1	0	32.58	34.21	Hourly				\$0				\$0
Lineman B/Meter Technician	0	30.38	31.90	Hourly				\$0				\$0
Stores Clerk/Meter Reader	1	31.36	32.93	Hourly	\$68,490	\$400	\$500	\$69,390				\$69,390
Lineman/Probationary	0	22.88	24.02	Hourly	\$0			\$0				\$0
**Overtime	6				\$30,000			\$30,000				\$30,000
**Summer Temporary Help	1	16.75	17.50	Hourly	\$8,400			\$8,400				\$8,400
Totals								\$1,738,770	\$582,540	\$314,603	\$273,079	\$568,549
Total for DPW												
DPW Budget allocation for Streets Division:		26-27 allocation										
Traffic Control 3310.100	0.05%	\$ 280										
Street Maintenance 5110.100	59.65%	\$ 319,864										
Snow Removal 5142.100	10.87%	\$ 58,296										
Sidewalks 5410.100	2.51%	\$ 13,453										
Off Street Parking 5650.100	0.05%	\$ 280										
Parks 7110.100	5.23%	\$ 28,027										
Refuse Collection 8160.100	0.10%	\$ -										
Street Cleaning 8170.100	2.51%	\$ 13,453										
Com Beautif 8510.100	5.44%	\$ 29,148										
Drainage 8540.100	2.51%	\$ 13,453										
Shade Trees 8560.100	11.08%	\$ 59,978										
	100%	\$ 536,231										
Total Streets Division total		\$536,230										



Village of Springville 2026-2027 Adopted Budget



Debt Schedule

Debt Schedule Summary

Debt Schedule Summary		Debt Schedule 2026-2027									
General Fund Description	Purpose of Debt	Original Issue Date	Period of Redemption	Authorization	Interest Rate	Principal Payment Due Date	Principal Balance 6/1/2026	Payments To Be Made 2026-2027	Principal Balance 5/31/2027		
SERIAL BONDS											
001-5-9710-xxxx-001	General Fund										
	65 Franklin St	7/1/2020	2020-2036	1,510,000 (3,990,000)	2	7/1	1,090,000.00	90,000.00	20,900.00		
Prev BAN 440	Fire Truck Eng #1	11/22/2022	2023-2035	440,000 (8,765,000)	4.125	11/1	360,000.00	30,000.00	14,843.75		
	Total General Fund						1,450,000.00	120,000.00	35,743.75		
003-5-9710-xxxx-003	Sewer Fund										
	Wasterwater TP	3/19/2013	2013-2050	2,985,000	1.875	5/19	2,117,000.00	70,000.00	39,693.76		
	Sewer System Improvements	7/1/2020	2020-2034	1,510,000 (3,990,000)	2	7/1	910,000.00	110,000.00	17,100.00		
Prev BAN 4995	WWTP Improvements	11/22/2022	2023-2051	7,000,000 (8,765,000)	4.125	11/1	6,605,000.00	145,000.00	301,334.38		
	Total Sewer Fund						9,632,000.00	325,000.00	358,128.14		
004-5-0004-	Electric Fund										
	Electric Portion (refunding 2016)	5/4/2016	2016-2034	1,717,000 (3,320,000)	2	6/15	941,000.00	101,000.00	32,960.00		
Prev BAN 1325	Electric Proj 2020	11/22/2022	2023-2035	1,325,000 (8,765,000)	4.125	11/1	1,075,000.00	90,000.00	44,262.51		
	Total Electrical Fund						2,016,000.00	191,000.00	77,222.51		
002-5-9710-xxxx-002	Water Fund										
	Water System (refunding 2016)	5/4/2016	2016-2044	1,545,000 (3,320,000)	2	6/15	1,119,000.00	54,000.00	36,258.76		
	Total Water Fund						1,119,000.00	54,000.00	36,258.76		

BANS - Bond Anticipation Note: short term interest bearing security issued in advance of larger, future bond issue.

004-5-0004-		Debt Schedule 2026-2027									
Electric Fund	Purpose of Debt	Original Issue Date	Period of Redemption	Authorization	Interest Rate	Principal Payment Due Date	Principal Balance 6/1/2026	Payments To Be Made 2026-2027	Principal Balance 5/31/2027		
	Electric N Central Transformer	9/10/2025	2026-2031	676,964.00		9/1	676,964.00	116,964.00	34,330.14		
	4 yr Bond	9/9/2026									

Totals by Fund:									
General Fund							1,450,000.00	120,000.00	35,743.75
Sewer Fund							9,632,000.00	325,000.00	358,128.14
Electric Fund							2,692,964.00	307,964.00	111,552.65
Water Fund							1,119,000.00	54,000.00	36,258.76
Total Outstanding Debt							14,893,964.00	806,964.00	541,683.30

LEASE PAYMENTS

TYMCO (J&J Equipment) - Street Sweeper		Debt Schedule 2026-2027									
Electric - NYPA Bucket Truck - 3 yr lease w/ NYPA @ 0% inter	Purpose of Debt	Original Issue Date	Period of Redemption	Authorization	Interest Rate	Principal Payment Due Date	Principal Balance 6/1/2026	Payments To Be Made 2026-2027	Principal Balance 5/31/2027		
		2/1/2025	2/1/2029	351,365.58	4.3	2/1	223,057.70	71,245.12	9,591.48		
		12/4/2025		504,756.31	-		504,756.31	168,252.10	336,504.21		



Village of Springville



Five Year Capital Plan

Five Year Capital Plan	Item	Funding Source	2025-2026	2026-2027	2027-2028	2028-2029	2029-2030
------------------------	------	----------------	-----------	-----------	-----------	-----------	-----------

General Fund	Item	Funding Source	2025-2026	2026-2027	2027-2028	2028-2029	2029-2030
Clerk's Office	Software Upgrade/Server	Budget					\$ 65,000
Police Dept	Police Equipment Reserve	Budget	\$ 16,000	\$ 25,000	\$ 16,000	\$ 16,000	\$ 16,000
Fire Dept	Ambulance	Fire Equip Res/BAN					\$ 240,000
Fire Dept	Turnout Gear	Budget		\$ 25,000	\$ 25,000	\$ 25,000	\$ 25,000
Fire Dept	SCBA's	Budget		\$ 30,000	\$ 30,000	\$ 30,000	\$ 30,000
Fire Dept	Pagers, Radios	Budget	\$ 26,000	\$ 28,000	\$ 30,000	\$ 30,000	\$ 30,000
Fire Dept	Upgrade Light Towers to LED	Budget					
Public Works	Vac Truck/split by all funds	Budget Lease payment	\$ 40,942	\$ 40,942	\$ 40,942	\$ 40,942	
Public Works	Mini Excavator w/trailer/split by all funds	Budget/BAN		\$ 50,000			\$ 105,000
Streets	Leaf Machine	Budget/BAN					\$ 20,000
Streets	Tool Carrier (Old Ambulance)	Budget (from Fire Dept)					\$ 25,000
Streets	Tractor	Budget					
Streets	Shuttleworth Blacktop & Benches	Budget		\$ 8,000			
Streets	Replace Floor Drain at 30 Nason	Budget				\$ 15,000	
Streets	Truck #32 replc 4 door pickup w/plow & lift gate	Budget	\$ 65,000				
Streets	Street Sweeper	Budget		\$ 82,000	\$ 90,000	\$ 90,000	\$ 90,000
Total General Fund			\$ 147,942	\$ 288,942	\$ 231,942	\$ 246,942	\$ 646,000

Water Fund	Item	Funding Source	2025-2026	2026-2027	2027-2028	2028-2029	2029-2030
Public Works	Vac Truck/split by all funds	Budget Lease payment	\$ 10,235	\$ 10,235	\$ 10,236	\$ 10,236	
Water Dept	Newman St Tower repaint	BOND with other improv					\$ 2,500,000
Water Dept	Filtration Media	Budget/BAN					\$ 125,000
Water Dept	Generator - 3 wells	Budget/BAN					\$ 105,000
Water Dept	Franklin St Water line completed	CDBG/BAN					\$ 1,100,000
Water Dept	Park, Academy & Cochran Water line replacement	CDBG/BAN			\$ 900,000		
Water Dept	Switch Flouride to Liquid	Budget	\$ 8,000				
Water Dept	Truck #51 1 ton dump/split with sewer	Budget				\$ 37,500	
Water Dept	Truck #53 4 door pickup w/utility box & lift gate split with sewer	Budget			\$ 35,000		
Public Works	Mini Excavator w/trailer/split by all funds	Budget/BAN		\$ 15,000			
Total Water Fund			\$ 18,235	\$ 25,235	\$ 45,236	\$ 947,736	\$ 3,830,000

Five Year Capital Plan	Item	Funding Source	2025-2026	2026-2027	2027-2028	2028-2029	2029-2030
------------------------	------	----------------	-----------	-----------	-----------	-----------	-----------

Sewer Fund	Item	Funding Source	2025-2026	2026-2027	2027-2028	2028-2029	2029-2030
WWTP	Finish outside of Filter Plant	Budget		\$ 20,000			
Public Works	Vac Truck/split by all funds	Budget Lease payment	\$ 10,235	\$ 10,235	\$ 10,236	\$ 10,236	
Sewer Dept	Truck #51 1 ton dump/split with water	Budget				\$ 37,500	
Sewer Dept	Truck #53 4 door pickup w/utility box & lift gate split with water	Budget			\$ 35,000		
WWTP	Flight boards on old secondary tank	Budget			\$ 20,000		
WWTP	Trickling Filter Replacement	Budget/Bond from Updtes					
WWTP	Refurbish Primary Tank	Budget					\$ 60,000
WWTP	Strip & Repaint Piping						
WWTP	Downstairs	Budget		\$ 10,000			
WWTP	Gas Burner	Budget/BAN					\$ 125,000
Public Works	Mini Excavator w/trailer/split by all funds	Budget/BAN		\$ 15,000			
Total Sewer Fund			\$ 10,235	\$ 55,235	\$ 65,236	\$ 47,736	\$ 185,000

Electric Fund	Item	Funding Source	2025-2026	2026-2027	2027-2028	2028-2029	2029-2030
Public Works	Vac Truck/split by all funds	Budget Lease payment	\$ 20,471	\$ 20,471	\$ 20,471	\$ 20,471	
Public Works	Mini Excavator w/trailer/split by all funds	Budget/BAN		\$ 20,000			
Jennie B Richmond	Transformer	Budget					
Nursing Home	Transformer	Budget					
109 North Bflo	Transformer	Budget				\$ 100,000	
Transformer	1 ton dump w/plow	Budget				\$ 85,000	
Truck 28 replacement	Digger Derrick	Budget/NYPA program					\$ 550,000
Truck 23 replacement	poles, transformers moved	Budget				\$ 35,000	
Elk St line Upgrades	poles, transformers moved	Budget			\$ 27,000		
Spas Drive Upgrades	3 poles, reconductor	Budget					
Thorne Millerwork	Transformer	Budget				\$ 40,000	
North Central Sub	storage room	Budget		\$ 151,294	\$ 149,800	\$ 149,500	\$ 153,900
Battery House	51 Nason addition	Budget			\$ 5,500	\$ 5,500	
South Shop Addition	51 Nason addition	Budget				\$ 50,000	\$ 80,000
Blacktop Driveway	Slippys	Budget				\$ 100,000	
34.5 Line upgrades	stock replacements	Budget					
Transformers	poles, wire	Budget	\$ 175,000	\$ 150,000	\$ 170,000	\$ 175,000	\$ 200,000
North St Sub Tie Switches	Replacements	Budget					
Meters	Blacktop	Budget	\$ 20,000	\$ 24,000	\$ 16,000	\$ 21,000	\$ 20,000
North St Substation		Budget			\$ 35,000		

Five Year Capital Plan	Item	Funding Source	2025-2026	2026-2027	2027-2028	2028-2029	2029-2030
Southside Substation	Addition	Budget			\$ 50,000		
Bucket Truck	NYP	Budget	\$ 170,000.00	\$ 170,000.00	\$ 170,000	\$ 170,000	
Total Electric Fund			\$ 215,471	\$ 535,765	\$ 643,771	\$ 951,471	\$ 1,003,900